

**STATE OF CONNECTICUT
SHORT-TERM INVESTMENT FUND**

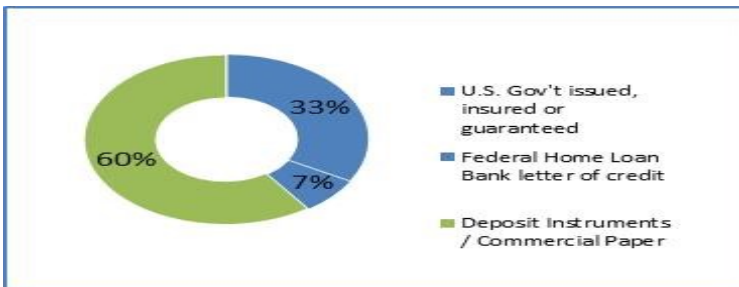
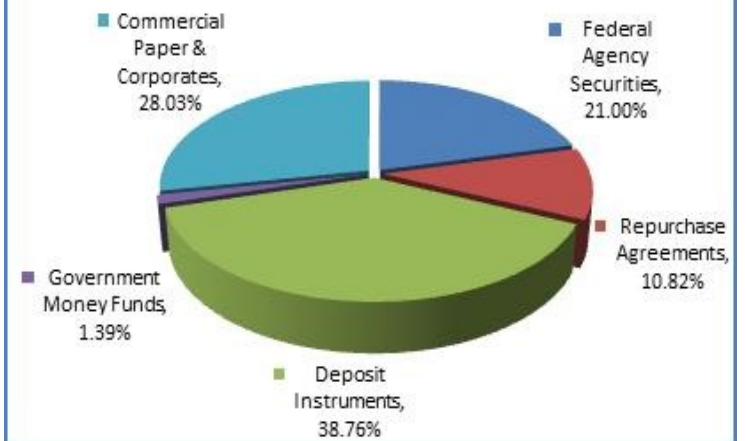
FUND FACTS

Fund Inception: 1972
Objective: As high a level of current income as is consistent with first, the safety of principal and, second, the provision of liquidity.
Primary Benchmark: iMoneyNet's Index ("MFR")
Dividends: Accrued Daily/Distributed Monthly
Standard & Poor's Rating: AAAM
Net Assets: \$6.5 Billion
Reserve Balance: \$56.1 Million
Weighted Average Maturity: 35 Days
One Month Annualized Return: 0.94%
Approximately 40 percent of STIF's assets were invested in securities issued, insured or guaranteed by the U.S. government (including those backed by FHLB letter of credit).

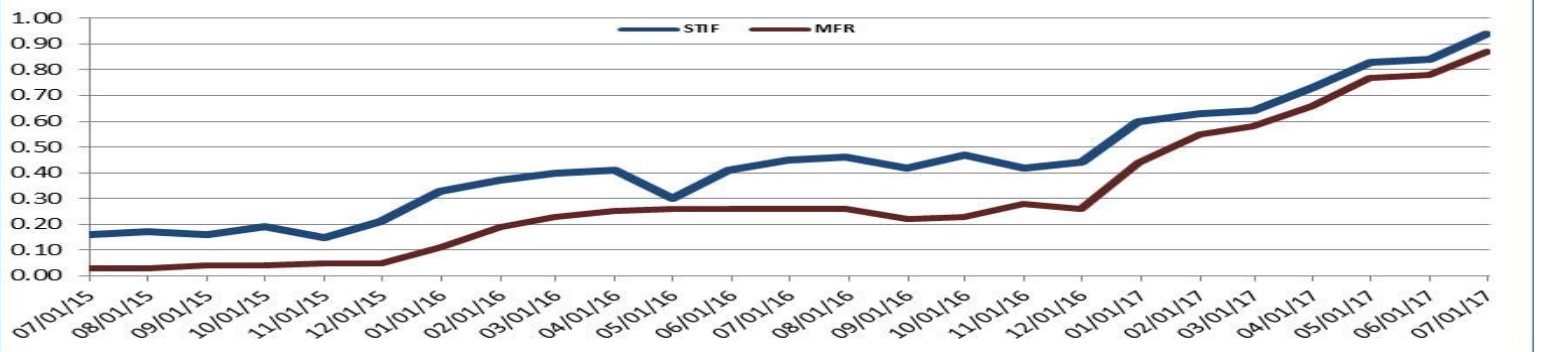
SUMMARY OF CASH FLOWS

Participant Deposits	\$1,715,272,598
Participant Withdrawals	(1,375,503,313)
Gross Income Earned	5,250,869
Reserves for Loss	496,380
Fund Expenses	(167,224)
Dividends Paid	4,587,265

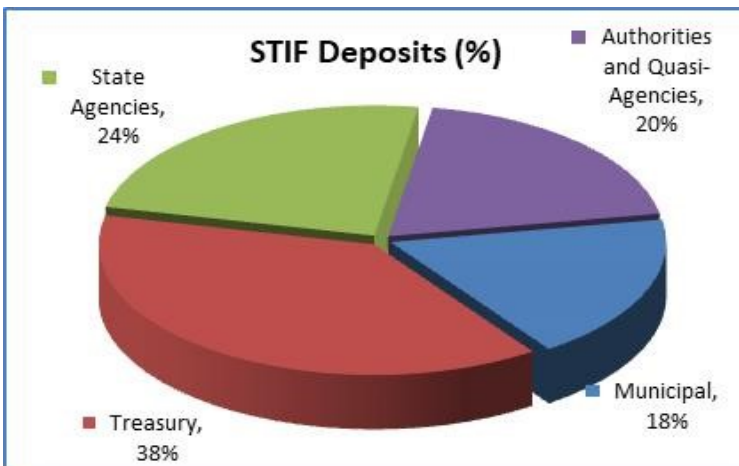
Portfolio Composition



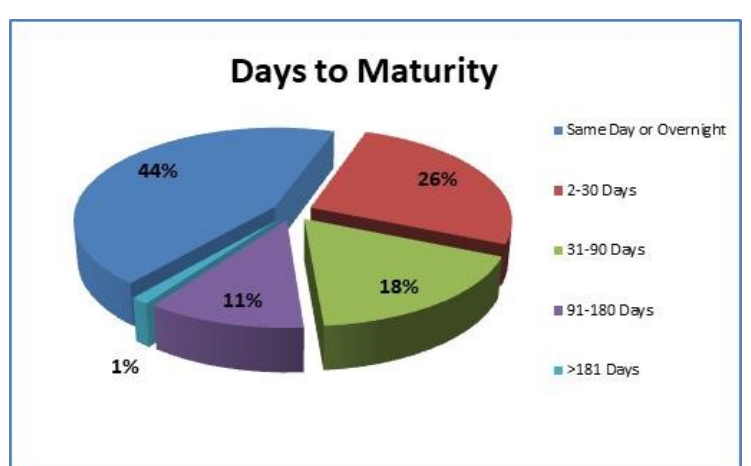
STIF vs. MFR Index Yield %



STIF Deposits (%)



Days to Maturity



**STATE OF CONNECTICUT
SHORT-TERM INVESTMENT FUND**

Monthly Economic Releases

Event	Reporting Period	Survey Estimate	Actual	Prior
GDP Annualized QoQ	1st Quarter	1.2%	1.4%	1.2%
Personal Consumption	1st Quarter	0.6%	1.1%	0.6%
Personal Income	May	0.3%	0.4%	0.4%
Personal Spending	May	0.1%	0.1%	0.4%
Unemployment Rate	May	4.4%	4.3%	4.4%
Retail Sales Ex Auto & Gas YoY	May	0.3%	0.0%	0.3%
PCE Core YoY	May	1.4%	1.4%	1.5%
CPI Ex Food and Energy YoY	May	1.9%	1.7%	1.9%
PPI Ex Food and Energy YoY	May	1.9%	2.1%	1.9%
Industrial Production MoM	May	0.2%	0.0%	1.0%
Wholesale Inventories MoM	May	0.2%	0.3%	-0.5%
Existing Home Sales MoM	May	-0.4%	1.1%	-2.3%

Economic Release at glance: Consumer Price Index (CPI)

The U.S. Consumer Price Index (CPI) is a set of consumer price indices of consumer goods and services, the index currently computes thousands of consumer price indices. The core CPI index excludes goods with high price volatility, such as food and energy because, historically, they have been highly volatile and non-systemic. More specifically, food and energy prices are widely thought to be subject to large changes that often fail to persist and do not represent relative price changes. As an economic indicator, the CPI is most widely used measure of inflation, the CPI is an indicator of the effectiveness of government fiscal and monetary policy, especially for inflation targeting monetary policy by the Federal Reserve.

The Fund Management monitors and evaluates the portfolio to ensure compliance with its Investment Policy and adherence to rating agency guidelines. Below table summarizes some of the key metrics.

Rating Requirements					
Weighted Average Maturity (WAM) - maximum 60 days					
Weighted Average Life (WAL) - maximum 120 days					
Weekly S&P reporting					
Portfolio Credit Quality and Diversification*					
At least 75% of the overall portfolio's assets shall be invested in securities rated A-1+ or in overnight repurchase agreements rated A-1					
No more that 5% of the portfolio may be invested in individual security and no more than 10% may be invested in individual issuer					
Floating / Variable rate securities with maturity up to 762 days should not exceed 25% of the overall portfolio					
* at the time of purchase					

STIF Administration
Email: stifadministration@ct.gov
Tel: (860)-702-3118
Fax: (860)-702-3048

